

Performance Commentary

After a weak start to the month, stocks recovered in the second half of August driven by easing concerns over possible trade wars and continued solid earnings reports. The biggest contribution to SKAGEN Vekst's absolute return came from our Danish transport and logistics company DSV. The company reported strong results for the second quarter and announced a new buy-back program. The Danish manufacturer of wind turbines Vestas also had a strong month. In addition to strong results from its service business, order intake improved and market concerns around price pressure eased somewhat. The largest negative contribution came from our Russian bank Sberbank. The strong results for the second quarter were not enough to counter the increased uncertainty caused by new US sanctions and a weak rouble. The Norwegian conglomerate Bonheur also had a difficult month, as the market fears the outcome of the forthcoming debt restructuring of its 50%-owned offshore drilling company Fred Olsen Energy. SKAGEN Vekst initiated a new position in the Norwegian fast-moving consumer goods company Orkla in August. We see significant upside to earnings estimates driven by higher margins and use of its under-levered balance sheet to acquire new businesses.

The fund selects low-priced, high-quality companies in the Nordic region and from around the world.

The objective is to provide the best possible risk adjusted return.

The fund is suitable for those with at least a five year investment horizon.

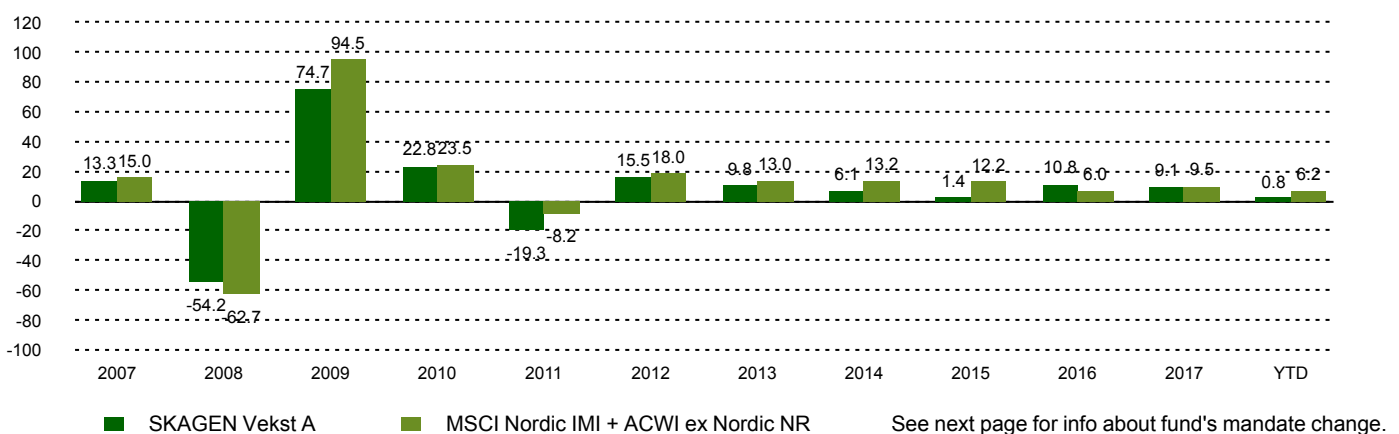
Historical performance (net of fees)

Period	SKAGEN Vekst A	Benchmark index
Last month	0.0%	1.0%
Year to date	0.8%	6.2%
Last year	5.2%	9.6%
Last 3 years	8.5%	8.9%
Last 5 years	7.2%	10.9%
Last 10 years	4.4%	7.0%
Since start	13.1%	9.8%

Fund Facts

Type	Equity
Domicile	Norway
Launch date	01.12.1993
Morningstar category	Global Flex-Cap Equity
ISIN	NO0008000445
NAV	251.43 EUR
Fixed management fee	1.00%
Total expense ratio (2017)	2.13%
Benchmark index	MSCI Nordic IMI + ACWI ex Nordic NR
AUM (mill.)	823.05 EUR
Number of holdings	48
Portfolio manager	Søren Christensen

Performance last ten years



Contributors in the month

Largest contributors

Holding	Weight (%)	Contribution (%)
DSV A/S	4.25	0.59
Vestas Wind Systems A/S	3.04	0.33
AP Moller - Maersk A/S	2.90	0.30
CK Hutchison Holdings Ltd	3.60	0.29
Holmen AB	1.60	0.28

Absolute contribution based on NOK returns at fund level

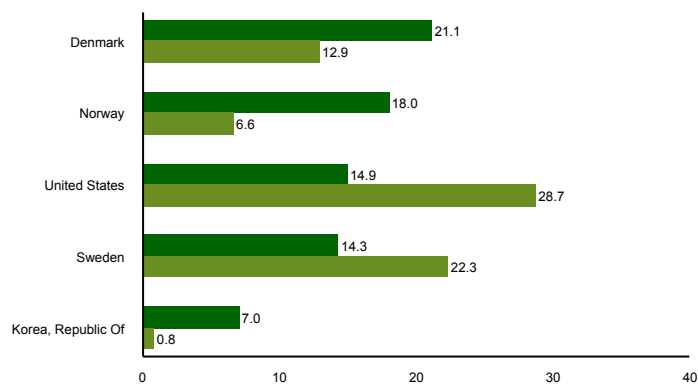
Largest detractors

Holding	Weight (%)	Contribution (%)
Sberbank of Russia PJSC	2.07	-0.41
Bonheur ASA	2.66	-0.27
Borr Drilling Ltd	1.46	-0.15
Telia Co AB	3.05	-0.15
Applied Materials Inc	1.52	-0.14

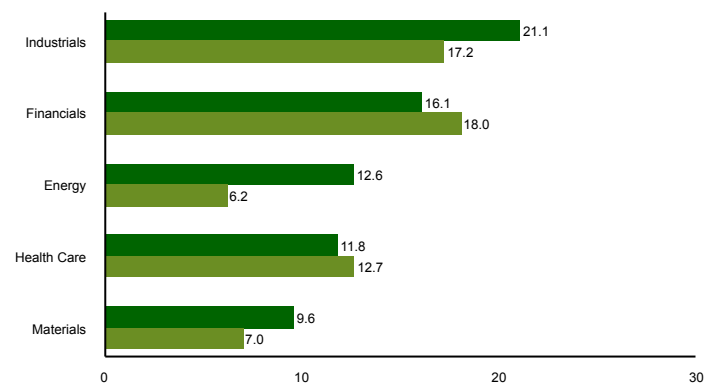
Top ten investments

Holding	Sector	Country	%
Novo Nordisk	Health Care	Denmark	5.8
Lonza Group AG	Health Care	Switzerland	4.3
Citigroup	Financials	United States	4.2
DSV	Industrials	Denmark	4.1
Samsung Electronics	Information Technology	Korea, Republic Of	3.9
Carlsberg	Consumer Staples	Denmark	3.8
CK Hutchison Holdings	Industrials	Hong Kong	3.7
Volvo	Consumer Discretionary	Sweden	3.6
Royal Dutch Shell PLC	Energy	Netherlands	3.3
Vestas Wind Systems	Industrials	Denmark	3.3
Combined weight of top 10 holdings			39.8

Country exposure (top five)



Sector exposure (top five)



■ SKAGEN Vekst A ■ MSCI Nordic IMI + ACWI ex Nordic NR

■ SKAGEN Vekst A ■ MSCI Nordic IMI + ACWI ex Nordic NR

Contact



+47 51 80 37 09



contact@skagenfunds.com



SKAGEN AS, Post Box 160, 4001, Stavanger, Norway

Important information

This report is intended for investment professionals only. The content is not to be viewed by or used with retail investors. Unless otherwise stated, performance data relates to class A units and is net of fees. Except otherwise stated, the source of all information is SKAGEN AS. Historical returns are no guarantee for future returns. Future returns will depend, inter alia, on market developments, the fund manager's skills, the fund's risk profile and subscription and management fees. The return may become negative as a result of negative price developments. You can download more information including subscription/redemption forms, full prospectus, Key Investor Information Documents (KIID), General Commercial Terms, Annual Reports and Monthly Reports from our local websites or our local representatives. Statements reflect the portfolio managers' viewpoint at a given time, and this viewpoint may be changed without notice. This report should not be perceived as an offer or recommendation to buy or sell financial instruments. SKAGEN AS does not assume responsibility for direct or indirect loss or expenses incurred through use or understanding of this report. Employees of SKAGEN AS may be owners of securities issued by companies that are either referred to in this report or are part of a fund's portfolio. Svenska Handelsbanken AB (publ), Luxembourg Branch, 15, Rue Bender, L-1229 Luxembourg (org.no. B0039099) is the Paying Agent in Luxembourg.

Effective 1/1/2014, the Fund's investment mandate changed from investing a minimum of 50% of its funds in Norway to investing a minimum of 50% of its funds in the Nordic countries. This means that returns prior to the change were achieved under different circumstances than they are today. Prior to 1/1/2014, the benchmark index was an evenly composed benchmark index consisting of the Oslo Stock Exchange Benchmark Index (OSEBX) and the MSCI All Country World. The benchmark index prior to 1/1/2010 was the Oslo Stock Exchange Benchmark Index (OSEBX).