

Performance Commentary

November was a relatively calm month in financial markets. There are some signs that the manufacturing cycle has turned. Service sector numbers have weakened but are still at a solid level. The 10-year yields in the US and Germany increased by 8 and 5 percent, respectively. Yields in EM and peripheral Europe increased somewhat more than in advanced economies. USD appreciated by 1.2 percent versus EUR and EURJPY was relatively stable. SKAGEN Tellus underperformed the index in November, mainly due to our investment in a local currency government bond in Chile. The investment is unhedged and the weak performance is due to the currency depreciating by almost 8 percent versus the EUR. The sharp depreciation of the peso is a market reaction to the massive 2019 Chilean protests over the past month. We expect the protests to ease and the currency to reverse its losses once the Government meets the protesters' demands on various issues including a referendum regarding a new constitution. Our investment in South Africa was the best performer followed by our investments in short-dated US treasuries and our Norwegian government bond.

SKAGEN Tellus invests primarily in bonds and certificates issued or guaranteed by governments from around the world.

The fund is suitable for those with at least a three year investment horizon. Investors must be able to tolerate currency fluctuations.

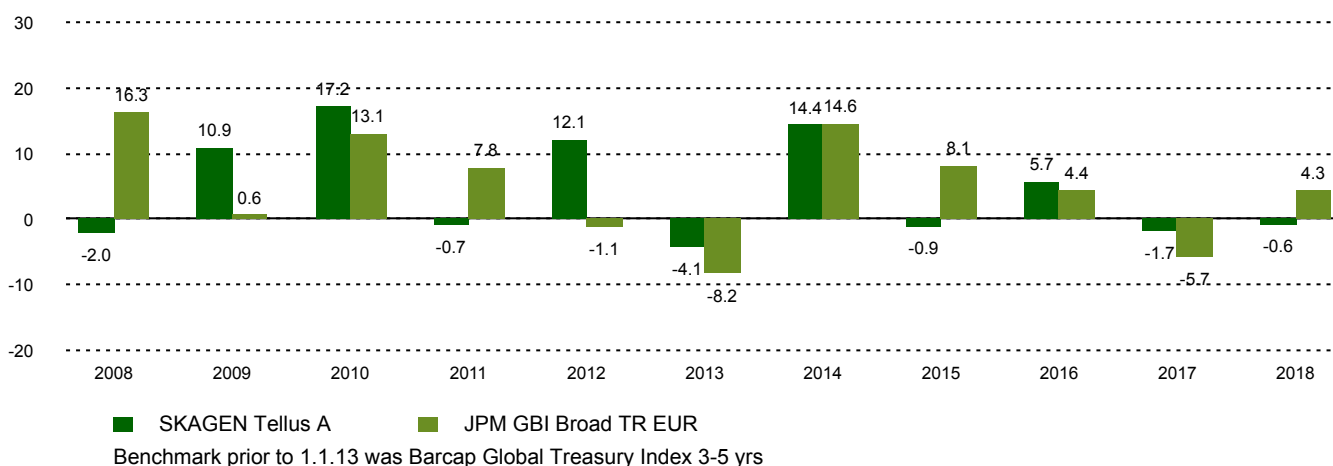
Historical performance (net of fees)

Period	SKAGEN Tellus A	Benchmark index
Last month	-0.4%	0.1%
Year to date	6.5%	9.7%
Last year	6.0%	11.3%
Last 3 years	1.4%	2.5%
Last 5 years	1.9%	4.6%
Last 10 years	4.6%	4.4%
Since start	4.5%	4.5%

Fund Facts

Type	Fixed income
Domicile	Norway
Launch date	29.09.2006
Morningstar category	Global Bond - EUR Biased
ISIN	NO0010327786
NAV	12.25 EUR
Fixed management fee	0.80%
Benchmark index	JPM GBI Broad TR EUR
AUM (mill.)	47.00 EUR
Duration	3.41
WAL	4.65
Yield	4.16%
Number of holdings	13
Portfolio manager	Jane Tvedt

Performance last ten years



Contributors in the month



Largest contributors

Holding	Weight (%)	Contribution (%)
United Kingdom Gilt	8.22	0.26
Mexican Bonos	7.71	0.16
Czech Republic	5.54	0.08
Hellenic Republic	3.60	0.06
Sweden Government Bond	4.34	0.02



Largest detractors

Holding	Weight (%)	Contribution (%)
United States Treasury	18.62	-0.38
Norway Government	9.40	-0.32
Uruguay Government	5.27	-0.25
Chile Government	6.97	-0.23
Dominican Republic	2.38	-0.12

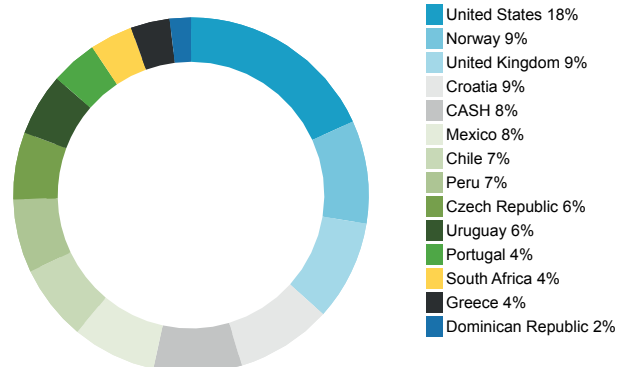
Absolute contribution based on NOK returns at fund level

The art of common sense

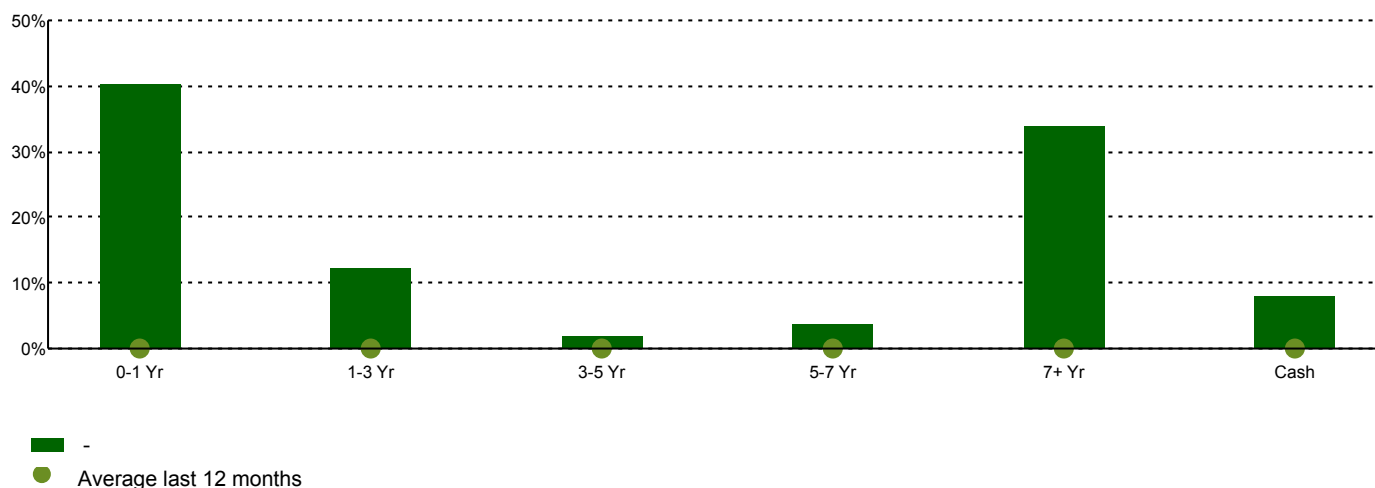
Top 10 investments

Holding	Percentage of Fund
US Government	18.2
Kongeriket Norge	9.4
UK Government	9.1
Republic of Croatia	8.7
Mexico	7.6
Republic of Chile	6.9
Republic of Peru	6.7
Czech Republic Government	6.1
Oriental Republic of Uruguay	5.7
Portuguese Government	4.2
Total	82.6

Country exposure



Maturity structure



Contact



+47 51 80 37 09



contact@skagenfunds.com



SKAGEN AS, Post Box 160, 4001, Stavanger, Norway

Important information

This report is intended for investment professionals only. The content is not to be viewed by or used with retail investors. Unless otherwise stated, performance data relates to class A units and is net of fees. AUM data as of the end of the previous month. Except otherwise stated, the source of all information is SKAGEN AS. Historical returns are no guarantee for future returns. Future returns will depend, inter alia, on market developments, the fund manager's skills, the fund's risk profile and subscription and management fees. The return may become negative as a result of negative price developments. You can download more information including subscription/redemption forms, full prospectus, Key Investor Information Documents (KIID), General Commercial Terms, Annual Reports and Monthly Reports from our local websites or our local representatives. Statements reflect the portfolio managers' viewpoint at a given time, and this viewpoint may be changed without notice. This report should not be perceived as an offer or recommendation to buy or sell financial instruments. SKAGEN AS does not assume responsibility for direct or indirect loss or expenses incurred through use or understanding of this report. Employees of SKAGEN AS may be owners of securities issued by companies that are either referred to in this report or are part of a fund's portfolio. Svenska Handelsbanken AB (publ), Luxembourg Branch, 15, Rue Bender, L-1229 Luxembourg (org.no. B0039099) is the Paying Agent in Luxembourg.