

All data in EUR as of 30.04.2018 unless otherwise stated.

Performance Commentary

After months of increasing interest rates in Uruguay, the market finally turned. Interest rates on our bonds fell sharply and led to an appreciation of 2.3 and 2.6 percent on our bonds maturing in 2022 and 2028, respectively. Inflation easing before the market expected it is one of the explanations behind the positive development. Furthermore, the supply of USD bonds instead of UYU bonds has also played a part. In addition to lower interest rates, a stronger UYU versus EUR also contributed to the performance. The interest rates in the Dominican Republic also turned in April and fell by 70 basis points. This development was in line with our expectations as the sharp increase in yields in the first quarter was mostly due to technical factors and we expected the yields to fall from Q2. An appreciation of the Dominican peso relative to the euro also contributed. Greece also contributed positively in April. The yields fell as the market became more optimistic about the outlook for an agreement on debt relief. In April the fund added a position in the Czech Republic. We expect the currency to appreciate versus the EUR as the central bank will tighten its monetary policy ahead of the ECB. We reduced the position in short-dated treasuries.

SKAGEN Tellus invests primarily in bonds and certificates issued or guaranteed by governments from around the world.

The fund is suitable for those with at least a three year investment horizon. Investors must be able to tolerate currency fluctuations.

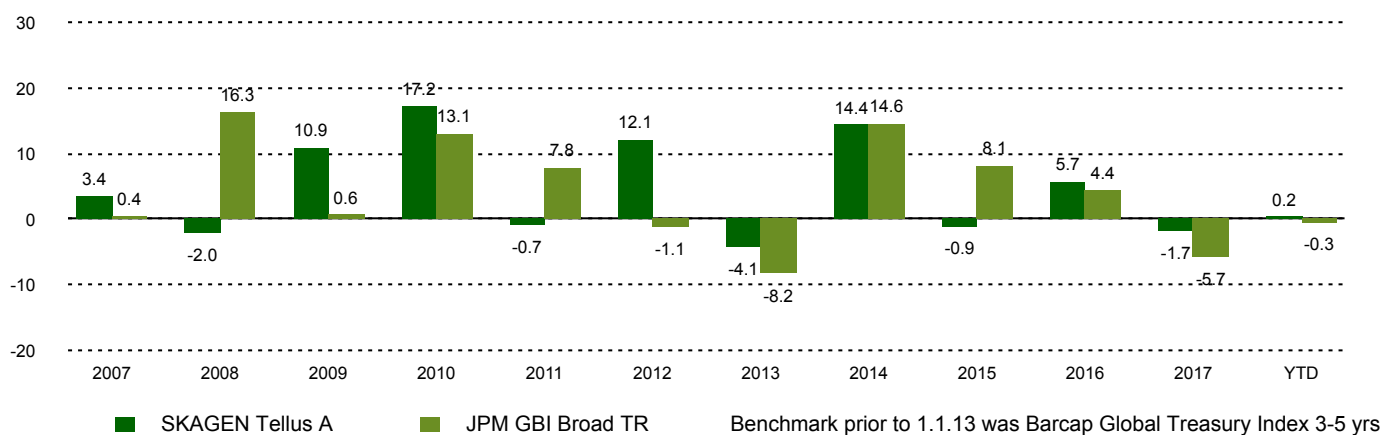
Historical performance (net of fees)

Period	SKAGEN Tellus A	Benchmark index
Last month	1.2%	0.3%
Year to date	0.2%	-0.3%
Last year	-1.3%	-5.7%
Last 3 years	-1.2%	-0.2%
Last 5 years	1.9%	2.5%
Last 10 years	5.2%	4.7%
Since start	4.6%	3.8%

Fund Facts

Type	Fixed income
Domicile	Norway
Launch date	29.09.2006
Morningstar category	Global Bond - EUR Biased
ISIN	NO0010327786
NAV	12.14 EUR
Fixed management fee	0.80%
Benchmark index	JPM GBI Broad TR
AUM (mill.)	78.79 EUR
Duration	4.24
WAL	5.76
Yield	3.73%
Number of holdings	15
Lead manager	Jane Tvedt

Performance last ten years



Contributors in the month

Largest contributors

Holding	Weight (%)	Contribution (%)
Uruguay Government	7.34	0.39
Republic of Greece	6.12	0.25
Dominican Republic	5.87	0.25
US Treasury	6.26	0.18
Republic of Chile	6.77	0.14

Largest detractors

Holding	Weight (%)	Contribution (%)
Peruvian Government	4.81	-0.08
Czech Republic	2.46	-0.04
Norwegian Government	9.76	-0.04
New Zealand Government	6.99	-0.04
Spanish Government	6.87	-0.01

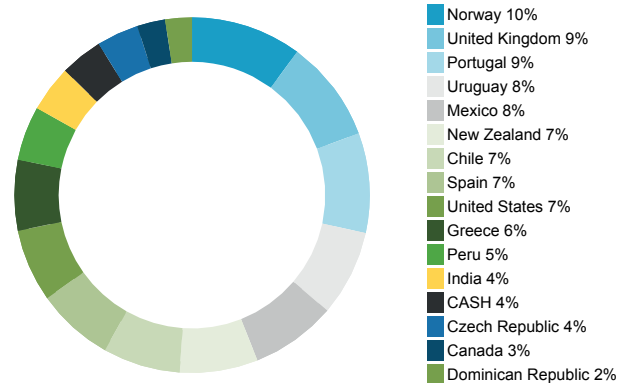
Absolute contribution based on NOK returns at fund level

All data in EUR as of 30.04.2018 unless otherwise stated.

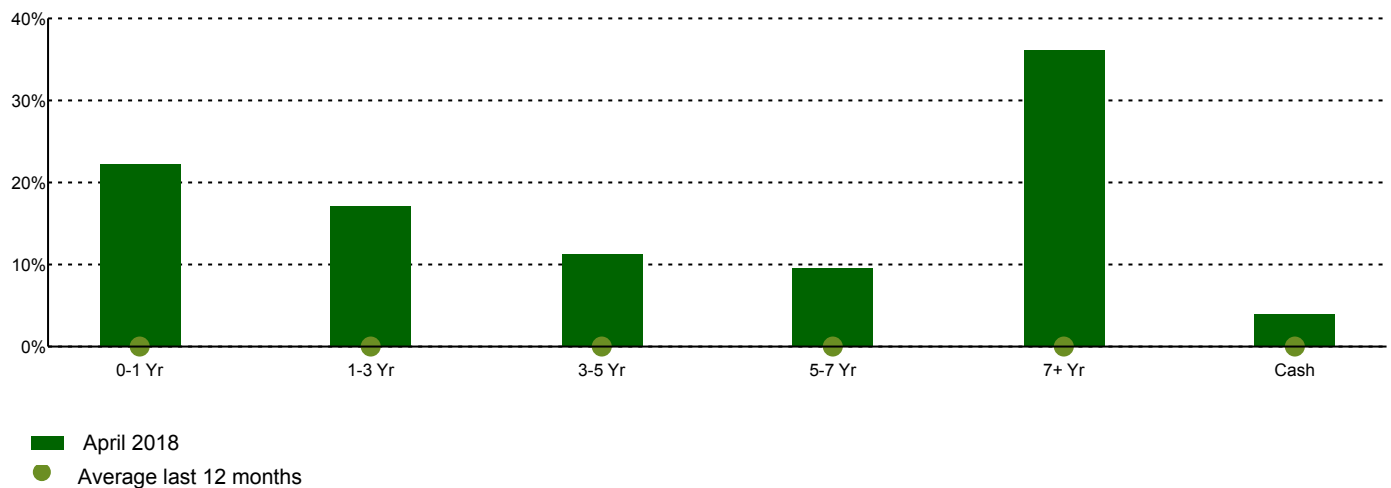
Top 10 investments

Holding	Percentage of Fund
Norwegian Government	10.1
UK Government	9.3
Portugese Government	9.1
Uruguay Government	7.8
Mexican Government	7.8
NEW ZEALAND GOVERNMENT	7.1
REPUBLIC OF CHILE	7.0
Spanish Government	7.0
US Treasury N/B	6.6
HELLENIC REPUBLIC	6.4
Total	78.2

Country exposure



Maturity structure



Contact



+47 51 80 37 09



contact@skagenfunds.com



SKAGEN AS, Post Box 160, 4001, Stavanger, Norway

Important information

This report is intended for investment professionals only. The content is not to be viewed by or used with retail investors. Unless otherwise stated, performance data relates to class A units and is net of fees. Except otherwise stated, the source of all information is SKAGEN AS. Historical returns are no guarantee for future returns. Future returns will depend, inter alia, on market developments, the fund manager's skills, the fund's risk profile and subscription and management fees. The return may become negative as a result of negative price developments. You can download more information including subscription/redemption forms, full prospectus, Key Investor Information Documents (KIID), General Commercial Terms, Annual Reports and Monthly Reports from our local websites or our local representatives. Statements reflect the portfolio managers' viewpoint at a given time, and this viewpoint may be changed without notice. This report should not be perceived as an offer or recommendation to buy or sell financial instruments. SKAGEN AS does not assume responsibility for direct or indirect loss or expenses incurred through use or understanding of this report. Employees of SKAGEN AS may be owners of securities issued by companies that are either referred to in this report or are part of a fund's portfolio. Svenska Handelsbanken AB (publ), Luxembourg Branch, 15, Rue Bender, L-1229 Luxembourg (org.no. B0039099) is the Paying Agent in Luxembourg.