

## Performance Commentary

SKAGEN Insight performed in-line with the broader equity market during July. We continue to see an increased sense of urgency at several of our portfolio companies. More broadly, we have seen the number of activist campaigns increase +15% YoY so far this year.

ThyssenKrupp and Eitel were the fund's largest positive contributors. ThyssenKrupp's positive share price performance was driven by market speculation that the recent departures of the company's CEO and Supervisory Board Chairman will unlock the roadmap to value-accretive restructuring. We share this view and believe that ThyssenKrupp could be worth as much as double its current market value if its suboptimal structure is untangled. Consequently, this situation remains Insight's largest position because of its attractive risk-reward profile.

Diebold Nixdorf and Armstrong Flooring were the fund's largest detractors. The transformation process at Diebold is accelerating with a new CEO at the helm but this has resulted in some near term pain for investors. We continue to believe, however, that it will translate into longer term gains. Insight has a portfolio of deeply undervalued and underappreciated companies where fundamental trends are moving in the right direction and activists are increasingly becoming the catalyst for change.

## Historical performance (net of fees)

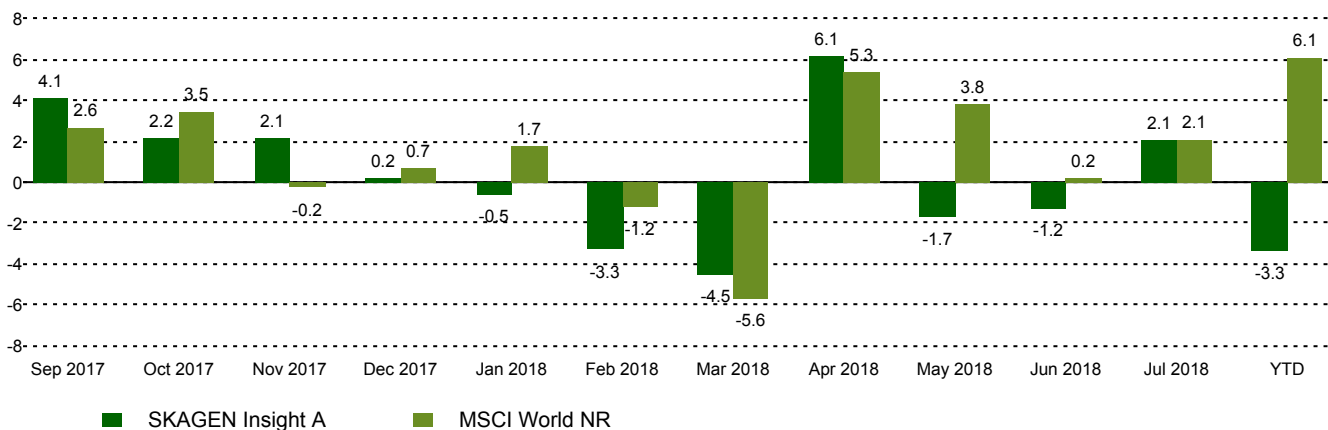
Period	SKAGEN Insight A	Benchmark index
Last month	2.1%	2.1%
Last 2 months	0.8%	2.3%
Last 3 months	-0.9%	6.2%
Year to date	-3.3%	6.1%
Since start	6.0%	14.4%

SKAGEN Insight invests in a diversified and actively managed portfolio of companies exposed to some of the most attractive activist campaigns globally. Activists seek to unlock value by urging companies to make improvements. SKAGEN Insight "shadows" activists by investing in these companies. The objective is to provide the best possible risk adjusted return. The fund is suitable for those with at least a five year investment horizon.

## Fund Facts

Type	Equity
Domicile	Norway
Launch date	21.08.2017
Morningstar category	Global Large-Cap Blend Equity
ISIN	NO0010801558
NAV	11.38 EUR
Fixed management fee	1.5%
Total expense ratio (2017)	1.50%
Benchmark index	MSCI World NR
AUM (mill.)	29.74 EUR
Number of holdings	30
Portfolio manager	Tomas Johansson

## Monthly performance



## Contributors in the month

### Largest contributors

Holding	Weight (%)	Contribution (%)
thyssenkrupp AG	6.95	0.64
Eitel AB	4.89	0.44
Rexel SA	3.87	0.41
GEA Group AG	2.71	0.38
Depomed Inc	1.34	0.36

### Largest detractors

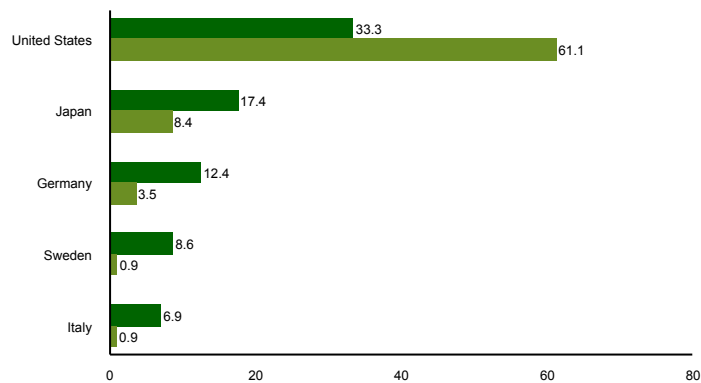
Holding	Weight (%)	Contribution (%)
Diebold Nixdorf Inc	5.01	-0.48
Armstrong Flooring Inc	4.01	-0.29
Hudson's Bay Co	3.96	-0.28
Seven & i Holdings Co Ltd	2.95	-0.22
dormakaba Holding AG	1.73	-0.13

Absolute contribution based on NOK returns at fund level

## Top ten investments

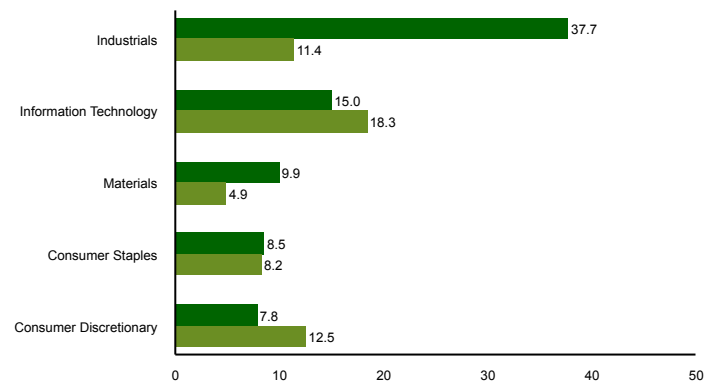
Holding	Sector	Country	%
thyssenkrupp	Materials	Germany	7.1
Teikoku Sen-I Co	Industrials	Japan	5.2
Eltel	Industrials	Sweden	5.1
Mondelez International	Consumer Staples	United States	4.6
Diebold Nixdorf	Information Technology	United States	4.5
Perrigo Company	Health Care	United States	4.4
Armstrong Flooring	Industrials	United States	4.1
Rexel	Industrials	France	4.1
Hertz Global Holdings	Industrials	United States	3.9
Telecom Italia Spa	Telecommunication Services	Italy	3.9
Combined weight of top 10 holdings			46.8

## Country exposure (top five)



■ SKAGEN Insight A ■ MSCI World NR

## Sector exposure (top five)



■ SKAGEN Insight A ■ MSCI World NR

## Contact



+47 51 80 37 09



contact@skagenfunds.com



SKAGEN AS, Post Box 160, 4001, Stavanger, Norway

## Important information

This report is intended for investment professionals only. The content is not to be viewed by or used with retail investors. Unless otherwise stated, performance data relates to class A units and is net of fees. Except otherwise stated, the source of all information is SKAGEN AS. Historical returns are no guarantee for future returns. Future returns will depend, inter alia, on market developments, the fund manager's skills, the fund's risk profile and subscription and management fees. The return may become negative as a result of negative price developments. You can download more information including subscription/redemption forms, full prospectus, Key Investor Information Documents (KIID), General Commercial Terms, Annual Reports and Monthly Reports from our local websites or our local representatives. Statements reflect the portfolio managers' viewpoint at a given time, and this viewpoint may be changed without notice. This report should not be perceived as an offer or recommendation to buy or sell financial instruments. SKAGEN AS does not assume responsibility for direct or indirect loss or expenses incurred through use or understanding of this report. Employees of SKAGEN AS may be owners of securities issued by companies that are either referred to in this report or are part of a fund's portfolio. Svenska Handelsbanken AB (publ), Luxembourg Branch, 15, Rue Bender, L-1229 Luxembourg (org.no. B0039099) is the Paying Agent in Luxembourg.